

Global Equity Portfolio. RandSwiss

A long-term, blue-chip, mega-cap, nest-egg portfolio.

Portfolio Manager:
Gary Booyen

Rand Swiss Pty Ltd
info@randswiss.com
+27 11 781 4454

Authorised Financial
Services Provider
45837

Fact Sheet

The Rand Swiss Global Equity Portfolio aims to provide investors with a geographically diversified global equity investment. The portfolio has a bias towards developed markets and seeks to outperform the MSCI World Index, providing investors with strong long-term capital growth in USD terms. The portfolio aims to achieve returns well in excess of its benchmark measured over five years.

Strategy

The portfolio relies on stringent quantitative methods for stock selection. Each stock is also evaluated on its own fundamental merits and placed in the context of current macroeconomic trends. The portfolio invests primarily in listed equity across various international exchanges. The investment selection may include common or preferred stock, ETFs, ADRs, and unlisted over-the-counter instruments. Typically, the portfolio targets large and megacap companies with proven track records, high barriers to entry, unique products, and exceptional management teams. Valuation plays an important role in the investment process but premium-rated stocks will be included where there are expectations of supernormal growth. Investments are made across different industries, geographies, markets, and sectors to ensure the portfolio's resilience during periods of high volatility. Equity investing is inherently risky, but with long-term wealth creation in mind, maintaining exposure and capitalising on opportunities during times of uncertainty, is essential to generating sustained out-performance.

Risk Profile: High

This portfolio holds a high level of equity exposure and thus tends to carry a higher volatility than other asset classes. The expected potential long-term returns should be higher as a result, however the potential risk of capital loss over certain periods is also increased.



Gary Booyesen
Portfolio Manager
Rand Swiss

Gary is an avid market commentator who features regularly on CNBC, SABC, BDTV and E-TV. He also contributes to a variety of radio broadcasts including: Classic FM, 702, Radio 2000 and SAFM. As a portfolio manager at Rand Swiss, he specialises in bespoke portfolio construction, stockbroking and trade execution.

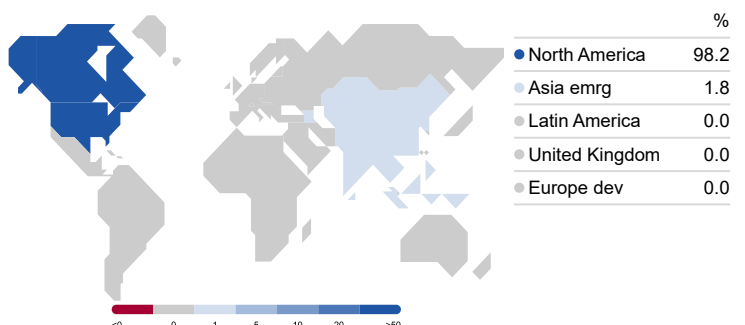
Name: Rand Swiss Global Equity Portfolio
Inception Date: 23 June 2016
Benchmark: MSCI World Index
Classification: Global Equity
Base Currency: US Dollars
Minimum Investment: \$50,000

Who Should Invest?

Investors seeking diversified offshore exposure to mostly large multinational companies, who are willing to tolerate higher volatility to maximise capital accumulation over the long-term.

Initial Fees: 0.0%
Annual Management Fee: 1.0%
Performance Fee: 0.0%
Total Expense Ratio (TER): 1.0%

Equity Regional Exposure



Performance & Allocation

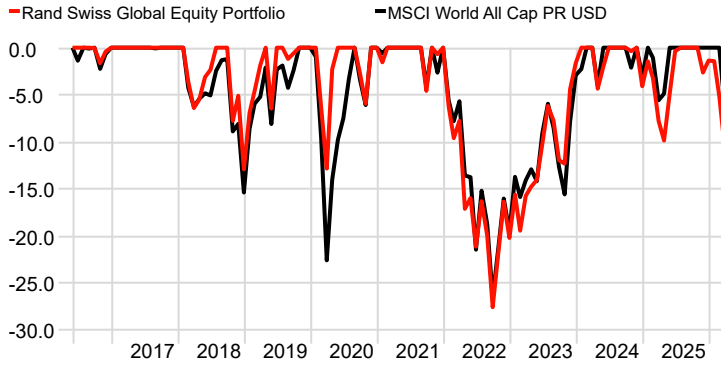
Portfolio Date: 3/31/2026

Currency: US Dollar

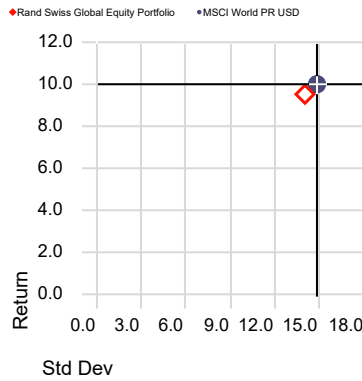
Equity Style Box

		Value	Blend	Growth	Market Cap	%
Large		30.6	46.8	11.8	Market Cap Giant %	46.6
					Market Cap Large %	42.5
					Market Cap Mid %	10.9
Mid		2.9	5.9	2.0	Market Cap Small %	0.0
					Market Cap Micro %	0.0
Small		0.0	0.0	0.0		

Drawdown



Risk-Reward



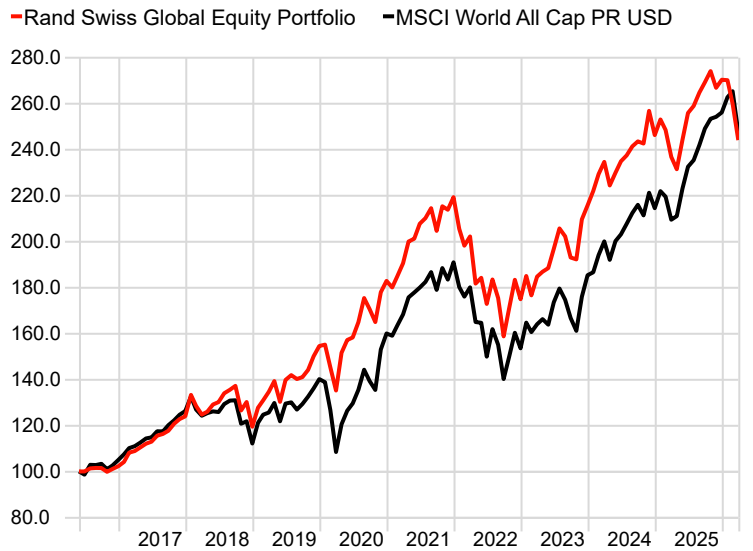
Sectors

Energy %	2.92
Materials %	0.00
Industrials %	6.30
Consumer Discretionary %	18.87
Consumer Staples %	5.12
Healthcare %	14.79
Financials %	20.85
Information Technology %	16.37
Communication Services %	8.73
Real Estate %	6.04

Top Holdings

	Ticker	Weighting %
Alphabet Inc Class C	GOOG	7.80
JPMorgan Chase & Co	JPM	7.04
Microsoft Corp	MSFT	6.61
Visa Inc Class A	V	6.50
Chipotle Mexican Grill Inc	CMG	5.29

Investment Growth



Performance (Since Inception)

	Portfolio	Benchmark
Return	144.14	147.56
Return (Annualised)	9.50	9.66
Std Dev	13.97	15.02
Beta (Rolling 5 Year Average)	0.86	1.00
Sharpe Ratio (Rolling 5 Year Average)	0.61	0.49
Worst Month	-10.14	-14.43
Best Month	12.13	13.00

Trailing Returns (Annualised)

	YTD	1 Year	3 Years	5 Years	7 Years	10 Years
Rand Swiss Global Equity Portfolio	-9.71	3.08	9.73	5.08	8.87	—
MSCI World PR USD	-3.88	17.35	15.12	8.66	10.57	9.96

Monthly Returns

	Jan	Feb	Mar	Apr	May	Jun	Jul	Aug	Sep	Oct	Nov	Dec	Year
2026	-0.07%	-3.77%	-6.11%										-9.71%
2025	2.76%	-1.80%	-4.71%	-2.27%	5.52%	4.78%	1.20%	2.24%	1.68%	1.82%	-2.65%	1.31%	9.77%
2024	2.91%	3.30%	2.33%	-4.36%	2.45%	2.18%	1.09%	1.65%	0.89%	-0.38%	5.85%	-4.10%	14.18%
2023	5.77%	-4.54%	4.61%	1.15%	0.84%	4.43%	4.52%	-1.68%	-4.55%	-0.42%	9.05%	2.90%	23.32%
2022	-6.28%	-3.57%	2.02%	-10.14%	1.39%	-6.16%	6.15%	-4.41%	-9.50%	7.96%	6.98%	-4.60%	-20.24%
2021	-1.56%	2.72%	3.04%	4.96%	0.61%	3.24%	1.17%	2.06%	-4.60%	5.22%	-0.69%	2.56%	19.92%
2020	0.38%	-6.34%	-6.96%	12.13%	3.67%	0.71%	4.22%	6.35%	-2.75%	-3.29%	7.86%	2.77%	18.32%
2019	6.90%	2.50%	2.86%	3.46%	-6.47%	7.30%	1.50%	-1.20%	0.60%	2.22%	4.12%	2.97%	29.39%
2018	7.52%	-3.63%	-2.90%	1.00%	2.48%	0.81%	2.94%	1.13%	1.26%	-7.79%	2.90%	-8.25%	-3.64%
2017	1.81%	3.90%	0.65%	1.43%	1.48%	0.78%	2.33%	0.64%	1.20%	2.58%	1.69%	0.98%	21.23%
2016	—	—	—	—	—	0.00%	1.33%	0.19%	-0.04%	-1.61%	1.25%	1.17%	—